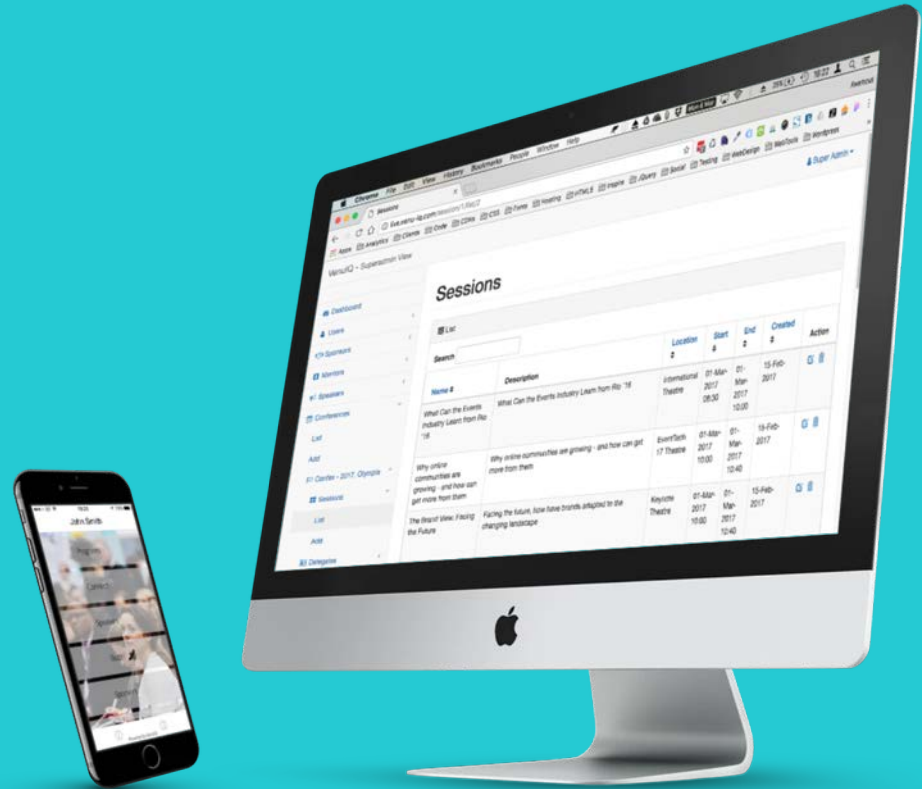




The ready-to-go app creation and management solution for
events, exhibitions and conferences



Create your own branded
native mobile event app
and easily manage it in
real-time in your browser



Event management made easy

Upload your speakers, sessions, exhibitor profiles, map and session info and event times.

Add in a branded opening screen.

Push the generate app button and your native app goes live on the app stores.

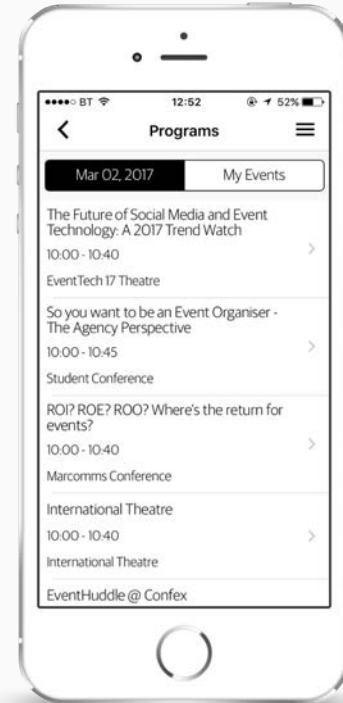
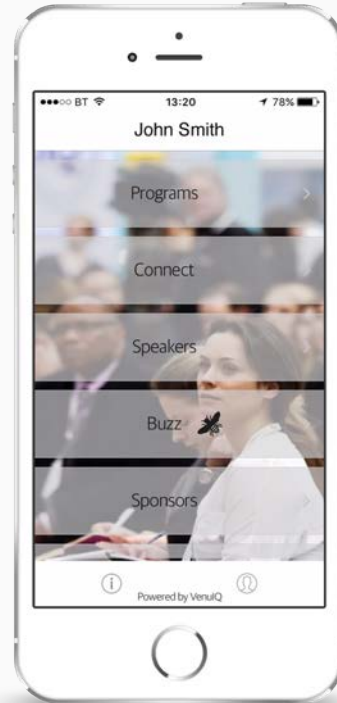


A large audience is seated in a conference hall, facing a stage. On the stage, there is a large screen displaying a presentation and a banner that reads "SOUTH MEDIA CONFERENCE WORLD". The audience is diverse in age and appearance, and many are looking towards the stage. The hall has a high ceiling with exposed wooden beams and modern lighting fixtures.

Starter

Features

- Speaker, exhibitor and sponsor profiles
- Agenda
- Static Venue map
- Session info and times
- Branded opening screen
- Your own iOS & Android app
- Session ratings



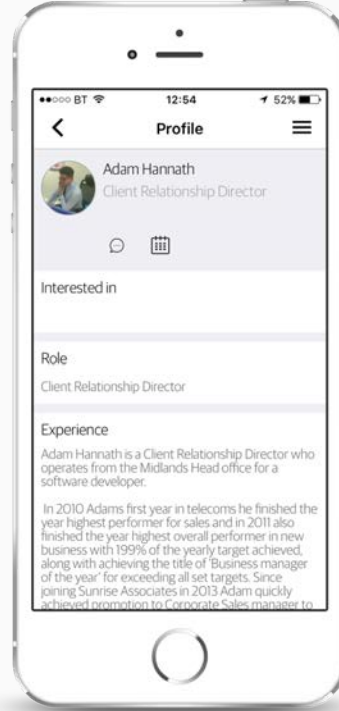
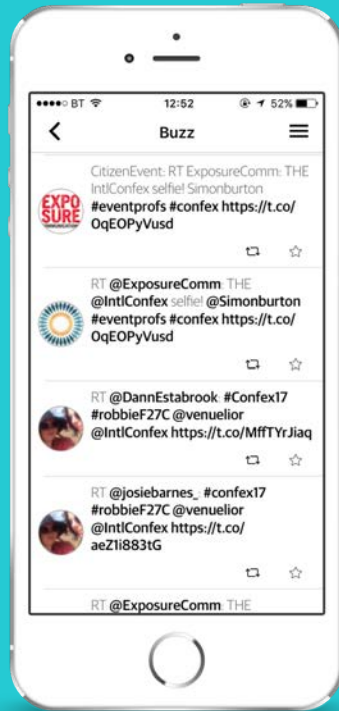


Out-of-the-box

Features

In Addition to Basic Features...

- Attendee profiles
- In App Messaging
- Social media feed
- Personal agenda
- Calendar sync
- Q&A
- Polling
- Surveys
- Intelligent Push notifications
- Delegate Interaction Reporting





Made to Measure

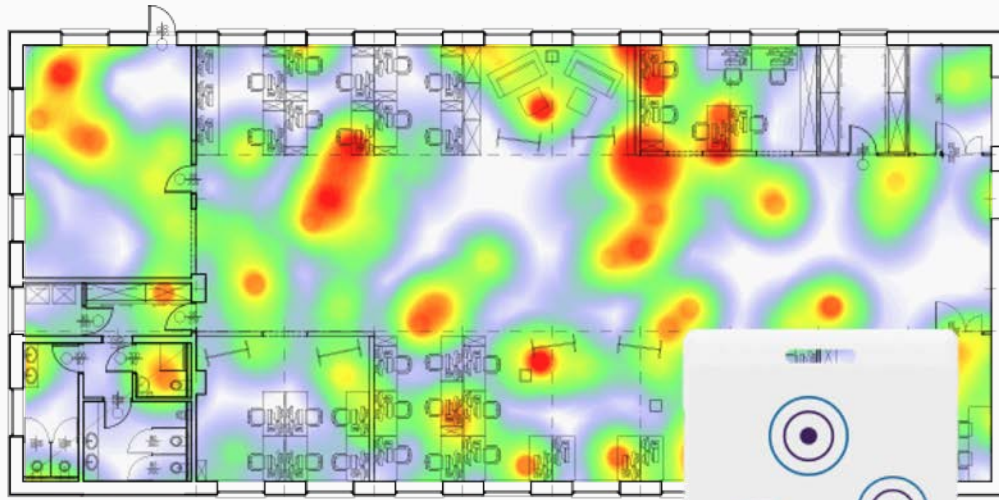
Features

In Addition to All Other Features...

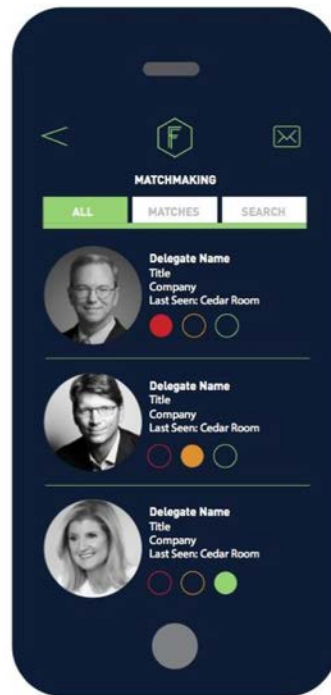
- End to End Delegate Management from Registration to Checkin and Post Event Feedback
- Dedicated Account Manager
- Heat Mapping
- iBeacon integration
- Delegate Tracking Equipment Hire
- Analytics
- AI Matchmaking
- Photo uploads
- Onsite App Helpdesk
- Bespoke App design service
- Card beacon badges
- Document library



Use the app for check-in to your event or venue as the Institute of Directors do with IoD:Advance



Add beacon cards for vip entry, real-time tracking and push notifications



Almost anything is
possible...



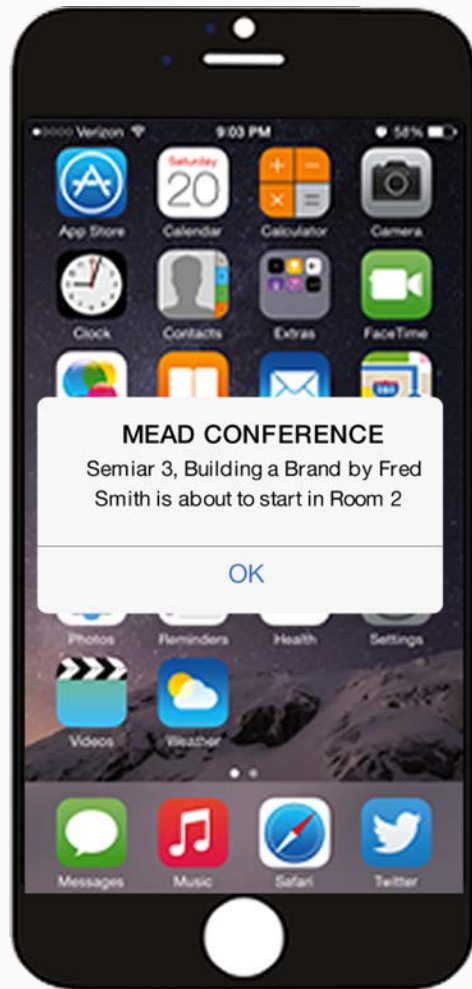
Intelligent Push Notifications

Push alerts to visitors phones reminding them of seminar starting times.

Send them to a specific individual, or group of people.

Schedule them ahead of time, or send them live.

If your sessions are running behind, push notifications can automatically adjust to match the new running time.

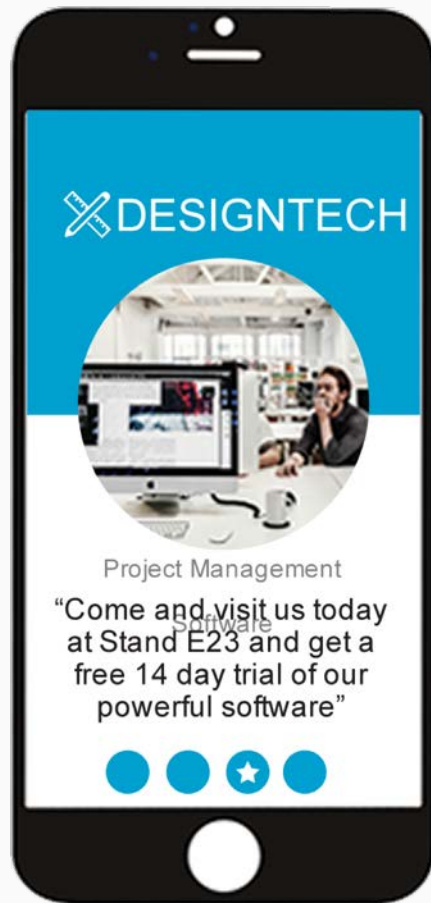


Advertising

Trigger advertising in-app to visitors.

As they pass a certain location, this could trigger a video or a sound, perhaps a document to download.

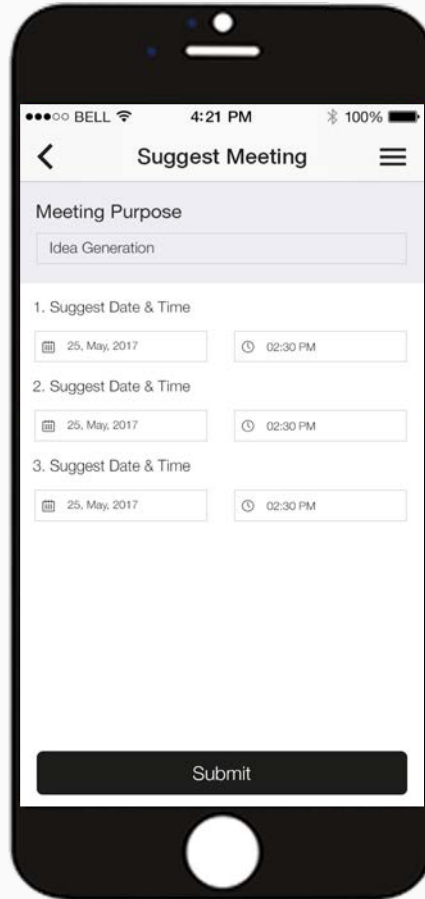
Push footfall towards your most valued sponsors.



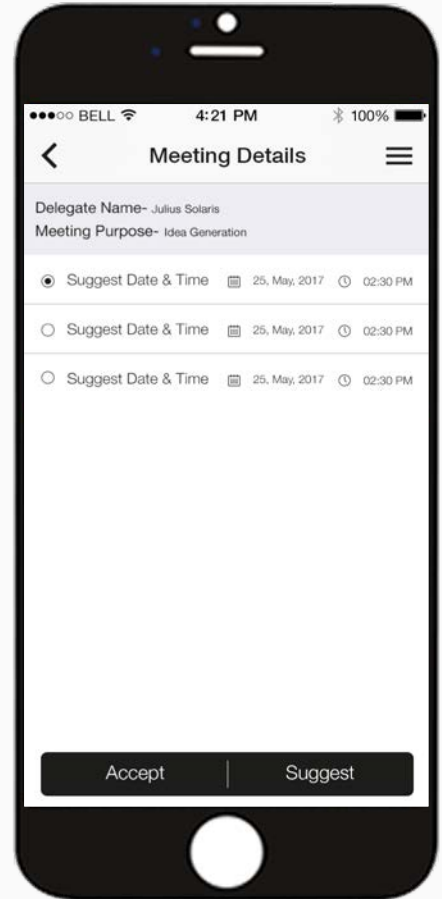
One 2 One Meeting Scheduler

Find someone you're interested in meeting with, suggest a time and then when they accept the meeting it will appear in your own personalised schedule.

Use Grip matchmaking to have your best matches suggested to you so you can maximise your time at the event.




The 'Suggest Meeting' screen features a top navigation bar with a back arrow, the title 'Suggest Meeting', and a menu icon. Below the header, the 'Meeting Purpose' is set to 'Idea Generation' in a text field. The main content area contains three identical sections, each labeled '1. Suggest Date & Time', '2. Suggest Date & Time', and '3. Suggest Date & Time'. Each section includes a date picker (showing '25, May, 2017') and a time picker (showing '02:30 PM'). At the bottom, there is a large black button labeled 'Submit'.



The 'Meeting Details' screen has a top navigation bar with a back arrow, the title 'Meeting Details', and a menu icon. It displays the 'Delegate Name' as 'Julius Solaris' and the 'Meeting Purpose' as 'Idea Generation'. Below this, there are three identical rows, each starting with a radio button and the text 'Suggest Date & Time', followed by a date picker (showing '25, May, 2017') and a time picker (showing '02:30 PM'). The first row's radio button is selected. At the bottom, there are two black buttons: 'Accept' and 'Suggest'.

And much more...



Guided
Tours

Ticketing

Social Media Feed

Gamification

Maps

Vip entry

Stored documents

Automatic
check-in

Proximity
Triggers

Polling

Call for assistance

Surveys

Analytics


Q&As

Real-time
tracking


Profiles

Session info

Calendar




Pricing



An aerial view of a large audience seated in a theater with red seats. A large white target graphic with concentric circles is overlaid on the right side of the image. The text is positioned on the left side of the image.

Transform your next event.

Create an app with just a few clicks and decrease your administration, reduce printed waste, and ensure maximum visitor engagement.



AN ENHANCED EXPERIENCE FOR YOUR
VISITORS
ENDLESS USEFUL DATA FOR YOU